



Please type a plus sign (+) inside this box →

Approved for use through 10/31/02. PTO/SB/21 (08-00) OMB 0651-0031

U.S. Patent and Trademark Office; U.S. DEPARTMENT OF COMMERCE

Under the Paperwork Reduction Act of 1995, no persons are required to respond to a collection of information unless it displays a valid OMB control number.

1633
 RECEIVED
 SEP 28 2001
 TELETYPE UNIT
 1600/2900

<h1>TRANSMITTAL FORM</h1> <p><i>(to be used for all correspondence after initial filing)</i></p>	Application Number	09/864,621
	Filing Date	May 23, 2001
	First Named Inventor	H. Ralph SNODGRASS
	Group Art Unit	1633
	Examiner Name	To Be Assigned
Total Number Of Pages In This Submission	14 pages + 22 references	Attorney Docket No. 441472000110

ENCLOSURES (check all that apply)		
<input type="checkbox"/> Fee Transmittal Form	<input type="checkbox"/> Assignment Papers (for an Application)	<input type="checkbox"/> After Allowance Communication to Group
<input type="checkbox"/> Fee Attached	<input type="checkbox"/> Drawing(s)	<input type="checkbox"/> Appeal Communication to Board of Appeals and Interferences
<input type="checkbox"/> Amendment / Reply	<input type="checkbox"/> Licensing-related Papers	<input type="checkbox"/> Appeal Communication to Group (Appeal Notice, Brief, Reply Brief)
<input type="checkbox"/> After Final	<input type="checkbox"/> Petition	<input type="checkbox"/> Proprietary Information
<input type="checkbox"/> Affidavits/declarations	<input type="checkbox"/> Petition to Convert to a Provisional Application	<input type="checkbox"/> Status Letter
<input type="checkbox"/> Extension of Time Request	<input type="checkbox"/> Power of Attorney, Revocation Change of Correspondence Address	<input checked="" type="checkbox"/> Other Enclosure(s) (please identify below):
<input type="checkbox"/> Express Abandonment Request	<input type="checkbox"/> Terminal Disclaimer	1. Form PTO-1449 - 5 pages + copy
<input checked="" type="checkbox"/> Information Disclosure Statement - 3 pages	<input type="checkbox"/> Request for Refund	2. Twenty-two references
<input type="checkbox"/> Certified Copy of Priority Document(s)	<input type="checkbox"/> CD, Number of CD(s) _____	3. Return receipt postcard
<input type="checkbox"/> Response to Missing Parts/ Incomplete Application	Remarks	
<input type="checkbox"/> Response to Missing Parts under 37 CFR 1.52 or 1.53		

SIGNATURE OF APPLICANT, ATTORNEY OR AGENT	
Firm or Individual Name	Morrison & Foerster LLP, 755 Page Mill Road, Palo Alto, California 94304-1018 Cara M. Coburn (Registration No. 46,631)
Signature	
Date	September 20, 2001

CERTIFICATE OF MAILING BY "FIRST CLASS MAIL"
I hereby certify that this correspondence is being deposited with the United States Postal Service as first class mail in an envelope addressed to: Assistant Commissioner for Patents, Washington, D.C. 20231, on September 20, 2001.
 Martina Placid

Burden Hours Statement: This form is estimated to take 0.2 hours to complete. Time will vary depending upon the needs of the individual case. Any comments on the amount of time you are required to complete this form should be sent to the Chief Information Officer, U.S. Patent and Trademark Office, Washington, DC 20231. DO NOT SEND FEES OR COMPLETED FORMS TO THIS ADDRESS. SEND TO: Assistant Commissioner for Patents, Box Patent Application, Washington, DC 20231.



Docket No. 441472000.110

RECEIVED
OCT 02 2001
PATENT
TELETYPE
R 1609/2900

CERTIFICATE OF MAILING BY "FIRST CLASS MAIL"

I hereby certify that this correspondence is being deposited with the United States Postal Service as first class mail in an envelope addressed to Assistant Commissioner for Patents, Washington, D.C. 20231, on September 20, 2001.

Martina Placid
Martina Placid

IN THE UNITED STATES PATENT AND TRADEMARK OFFICE

In the application of:

H. Ralph SNODGRASS

Serial No.: 09/864,621

Filing Date: May 23, 2001

For: TOXICITY TYPING USING
EMBRYOID BODIES

Examiner: To Be Assigned

Group Art Unit: 1633

INFORMATION DISCLOSURE
STATEMENT UNDER 37 C.F.R. § 1.97 AND § 1.98

Assistant Commissioner for Patents
Washington, D.C. 20231

Dear Sir:

Pursuant to 37 C.F.R. § 1.97 and § 1.98, Applicant submits for consideration in the above-identified application the documents listed on the attached Form PTO-1449. Copies of documents numbered 57-77 and a copy of the English abstract of German patent application no. 19606207 (reference no. 14) are submitted herewith. However, documents numbered 1-56 were previously submitted in Information Disclosure Statements directed to the related application Serial Number 09/457,931, filed December 8, 1999, and, accordingly, copies are not included herewith. This protocol conforms with 37 C.F.R. §1.98(d) and M.P.E.P. 609(A)(2). The

Examiner is requested to make these documents of record in the application.

Applicant brings the Examiner's attention to the fact that an English abstract of German patent application no. 19606207 (reference no. 14 in the Form 1449) is submitted herewith.

This Information Disclosure Statement is submitted:

- With the application; accordingly, no fee or separate requirements are required.
- Within three months of the application filing date or before mailing of a first Office Action on the merits; accordingly, no fee or separate requirements are believed to be required.
- After receipt of a first Office Action on the merits but before mailing of a final Office Action or Notice of Allowance.
 - A fee is required. A check in the amount of * is enclosed.
 - A fee is required. Accordingly, a Fee Transmittal form (PTO/SB/17) is attached to this submission in duplicate.
 - A Certification under 37 C.F.R. § 1.97(e) is provided below; accordingly, no fee is believed to be due.
- After mailing of a final Office Action or Notice of Allowance, but before payment of the issue fee. Accordingly, a Petition requesting consideration of the Information Disclosure Statement, an authorization to charge our deposit account, and a Certification under 37 C.F.R. § 1.97(e) are provided herein.

Applicant would appreciate the Examiner initialing and returning the Form PTO-1449, indicating that the information has been considered and made of record herein.

The information contained in this Information Disclosure Statement under 37 C.F.R. § 1.97 is to the best of my knowledge and is not to be construed as a representation that: (i) a complete search has been made; (ii) additional information material to the examination

of this application does not exist; (iii) the information, protocols, results and the like reported by third parties are accurate or enabling; or (iv) the above information constitutes prior art to the subject invention.

In the unlikely event that the transmittal letter is separated from this document and the Patent Office determines that an extension and/or other relief is required, applicant petitions for any required relief including extensions of time and authorizes the Assistant Commissioner to charge the cost of such petitions and/or other fees due in connection with the filing of this document to Deposit Account No. 03-1952 referencing 441472000110. However, the Assistant Commissioner is not authorized to charge the cost of the issue fee to the Deposit Account.


Dated: September 20, 2001

Respectfully submitted,

By: Cara Coburn
Cara M. Coburn
Registration No. 46,631

Morrison & Foerster LLP
755 Page Mill Road
Palo Alto, California 94304-1018
Telephone: (650) 813-4218
Facsimile: (650) 494-0792

Form PTO-1449 INFORMATION DISCLOSURE CITATION IN AN APPLICATION <i>(Use several sheets if necessary)</i>	Docket Number 441472000110	Application Number 09/864621
	Applicant H. Ralph SNODGRASS	
	Filing Date May 23, 2001	Group Art Unit 1633
	Mailing Date September 20, 2001	



RECEIVED
 OCT 02 2001
 TECH CENTER 600/2900

U.S. PATENT DOCUMENTS

Examiner Initials	Ref. No.	Date	Document No.	Name	Class	Subclass	Filing Date If Appropriate
SM	1.	05/08/1979	4,153,676	Jelinek et al.	424	9.2	
	2.	11/24/1992	5,166,065	Williams et al.	435	377	
	3.	02/16/1993	5,187,077	Gearing et al.	435	69.1	
	4.	09/23/1997	5,670,372	Hogan	435	29	
	5.	11/11/1997	5,686,272	Marshall et al.	435	9.2	
	6.	11/25/1997	5,690,926	Hogan	424	93.1	
	7.	01/06/1998	5,705,365	Ryder et al.	435	91.1	
	8.	04/07/1998	5,736,332	Mandecki	435	6	
	9.	09/01/1998	5,800,690	Chow et al.	204	451	
	10.	09/15/1998	5,807,680	Sutcliffe et al.	435	6	
	11.	09/22/1998	5,811,231	Farr et al.	435	6	
	12.	09/29/1998	5,814,445	Belyavsky et al.	435	7.1	
SM	13.	12/28/1999	6,007,993	Wobus et al.	435	6	

FOREIGN PATENT DOCUMENTS

Examiner Initials	Ref. No.	Date	Document No.	Country	Class	Subclass	Translation YES NO	
	14.	08/28/1997	DE 19606207 A1	Germany			Abstract	
	15.	05/30/1996	WO 96/16162	WIPO				
	16.	07/25/1996	WO 96/22362	WIPO				
	17.	01/16/1997	WO 97/01644	WIPO			Abstract	
	18.	04/17/1997	WO 97/13877	WIPO				
	19.	05/01/1997	WO 97/15690	WIPO				
	20.	12/18/1997	WO 97/47734	WIPO				
	21.	02/26/1998	WO 98/07841	WIPO				


OTHER DOCUMENTS

(including author, title, Date, Pertinent Pages, Etc.)

EXAMINER:	DATE CONSIDERED:
-----------	------------------

EXAMINER: Initial if citation considered, whether or not the citation conforms with MPEP 609. Draw a line through the citation if not in conformance and not considered. Include a copy of this form with next communication to applicant.

Form PTO-1449 INFORMATION DISCLOSURE CITATION IN AN APPLICATION (Use several sheets if necessary)	Docket Number 441472000110	Application Number 09/864,621
	Applicant H. Ralph SNODGRASS	
	Filing Date May 23, 2001	Group Art Unit 1633
	Mailing Date September 20, 2001	



RECEIVED
 OCT 02 2001
 PATENT CENTER 1600/2900


Examiner Initials	Ref. No.	Title
	22.	Gray, N.S. et al. (1998). "Exploiting Chemical Libraries, Structure, and Genomics in the Search for Kinase Inhibitors," <i>Science</i> 281:533-538.
	23.	Maier, E. et al. (1997). "Automated Array Technologies for Gene Expression Profiling," <i>Drug Discovery Today</i> 2(8):315-324.
	24.	Barany. (1991). "The Ligase Chain Reaction in a PCR World," <i>PCR Methods Appl.</i> 1:5-16.
	25.	Barany. (1991). "Genetic Disease Detection and DNA Amplification Using Cloned Thermostable Ligase," <i>Proc. Natl. Acad. Sci. USA</i> 88:189-193.
	26.	Bruchez et al. (1998). "Semiconductor Nanocrystals as Fluorescent Biological Labels," <i>Science</i> 281:2013-2016.
	27.	Chan et al. (1998). "Quantum Dot Bioconjugates for Ultrasensitive Nonisotopic Detection," <i>Science</i> 281:2016-2018.
	28.	Doetschman et al. (1985). "The In Vitro Development of Blastocyst-Derived Embryonic Stem Cell Lines: Formation of Visceral Yolk Sac, Blood Islands and Myocardium," <i>J. Embryol. Exp. Morph.</i> 87:27-45.
	29.	Harlow et al., eds. (1988). <u>Antibodies: A Laboratory Manual</u> . Cold Spring Harbor Laboratory Press: Cold Spring Harbor, NY., pp. iii-ix (Table of Contents).
	30.	Hogan et al., eds. (1986). <u>Manipulating the Mouse Embryo: A Laboratory Manual</u> . Cold Spring Harbor Laboratory Press: Cold Spring Harbor, NY., pp. vii-ix (Table of Contents).
	31.	Innis et al., eds. (1990). <u>PCR Protocols: A Guide to Methods and Applications</u> . Academic Press, Inc.: San Diego, CA., pp. v-x (Table of Contents).
	32.	Keller et al. (1993). "Hematopoietic Commitment During Embryonic Stem Cell Differentiation in Culture," <i>Mol. Cell. Biol.</i> 13:473-486.
	33.	Klaassen et al., eds. (1996). <u>Casarett and Doull's Toxicology: The Basic Science of Poisons</u> . 5th Edition, McGraw-Hill: New York, NY., pp. v-vii (Table of Contents).
	34.	Landegren et al. (1988). "A Ligase-Mediated Gene Detection Technique," <i>Science</i> 241:1077-1080.
	35.	Levenson et al. (1990). "Nonisotopically Labeled Probes and Primers," <i>In PCR Protocols: A Guide to Methods and Applications</i> . Innis et al. eds., Academic Press, Inc.: San Diego, CA., pp. 99-112.
	36.	Lo et al. (1990). "Incorporation of Biotinylated dUTP," <i>In PCR Protocols: A Guide to Methods and Applications</i> . Innis et al., eds., Academic Press, Inc.: San Diego, CA., pp. 113-118.
	37.	Marshall. (November 6, 1998). "A Versatile Cell Line Raises Scientific Hopes, Legal Questions," <i>Science</i> 282:1014-1015.
	38.	McCormick et al. (1997). "Microchannel Electrophoretic Separations of DNA in Injection-Molded Plastic Substrates," <i>Anal. Chem.</i> 69:2626-2630.

EXAMINER:	DATE CONSIDERED:
-----------	------------------

EXAMINER: Initial if citation considered, whether or not the citation conforms with MPEP 609. Draw a line through the citation if not in conformance and not considered. Include a copy of this form with next communication to applicant.

RECEIVED

Form PTO-1449 INFORMATION DISCLOSURE CITATION IN AN APPLICATION (Use several sheets if necessary)	Docket Number 441472000110	Application Number 09/864,621
	Applicant H. Ralph SNODGRASS	
	Filing Date May 23, 2001	Group Art Unit 1633
	Mailing Date September 19 2001	



OCT 02 2001
 RECEIVED
 CENTER 1600/2900


39	Robertson. (1987). "Embryo-Derived Stem Cell Lines," Chapter 4 <i>In Teratocarcinomas and Embryonic Stem Cells: A Practical Approach</i> . Robertson, E., ed., IRL Press: Washington, DC., pp. 71-112.
40.	Robertson et al. (1986). "Germ-Line Transmission of Genes Introduced into Cultured Pluripotential Cells by Retroviral Vector," <i>Nature</i> 323:445-448.
41.	Sambrook et al., eds. (1989). <i>Molecular Cloning, A Laboratory Manual</i> . 2nd ed., Cold Spring Harbor Laboratory Press: Cold Spring Harbor, NY., pp. xi-xxxviii (Table of Contents).
42.	Schmitt et al. (1991). "Hematopoietic Development of Embryonic Stem Cells In Vitro: Cytokine and Receptor Gene Expression," <i>Genes Dev.</i> 5:728-740.
43.	Service. (1998). "Microchip Arrays Put DNA on the Spot," <i>Science</i> 282:396-399.
44.	Shalon et al. (1996). "A DNA Microarray System for Analyzing Complex DNA Samples Using Two-Color Fluorescent Probe Hybridization," <i>Genome Res.</i> 6:639-645.
45.	Shamblott et al. (1998). "Derivation of Pluripotent Stem Cells from Cultured Human Primordial Germ Cells," <i>Proc Natl Acad Sci USA</i> 95:13726-13731.
46.	Shim et al. (1997). "Isolation of Pluripotent Stem Cells from Cultured Porcine Primordial Germ Cells," <i>Biol. Reprod.</i> 57:1089-1095.
47.	Snodgrass et al. (1993). "Embryonic Stem Cells: Research and Clinical Potentials," <i>In Peripheral Blood Stem Cells</i> . Smith et al. eds., American Association of Blood Banks: Bethesda, MD., pp. 65-83.
48.	Todaro et al. (1963). "Quantitative Studies of The Growth of Mouse Embryo Cells in Culture and Their Development Into Established Lines," <i>J. Cell. Biol.</i> 17:299-313.
49.	Thomson et al. (1998). "Primate Embryonic Stem Cells," Chapter 4, Volume 38 <i>In Current Topics in Developmental Biology</i> . Pedersen et al. eds., Academic Press: San Diego, CA., pp. 133-165.
50.	Thomson et al. (1996). "Pluripotent Cell Lines Derived from Common Marmoset (<i>Callithrix jacchus</i>) Blastocytes," <i>Biol. Reprod.</i> 55:254-259.
51.	Thomson et al. (1998). "Embryonic Stem Cell Lines Derived from Human Blastocysts," <i>Science</i> 282:1145-1147.
52.	Velculescu et al. (1995). "Serial Analysis of Gene Expression," <i>Science</i> 270:484-487.
53.	Ware et al. (1972). "Inherited Resistance to N- and B-Tropic Murine Leukemia Viruses In Vitro: Evidence That Congenic Mouse Strains SIM and SIM.R Differ at the Fv-1 Locus," <i>Virology</i> 50:339-348.
54.	Williams. (1978). "Species Variations in the Pathways of Drug Metabolism," <i>Environ. Health Perspect.</i> 22:133-138.
55.	Wu et al. (1989). "The Ligation Amplification Reaction (LAR)--Amplification of Specific DNA Sequences Using Sequential Rounds of Template-Dependent Ligation," <i>Genomics</i> 4:560-569.
56.	Zhang et al. (1997). "Gene Expression Profiles in Normal and Cancer Cells," <i>Science</i>

EXAMINER:	DATE CONSIDERED:
-----------	------------------

EXAMINER: Initial if citation considered, whether or not the citation conforms with MPEP 609. Draw a line through the citation if not in conformance and not considered. Include a copy of this form with next communication to applicant.

RECEIVED
 SEP 02 2001
 TECH CENTER 1600/2900

Form PTO-1449		Docket Number 441472000110	Application Number 09/869,621
INFORMATION DISCLOSURE CITATION ON AN APPLICATION (Use several sheets if necessary)		Applicant H. Ralph SNODGRASS	
		Filing Date May 23, 2001	Group Art Unit 1633
		Mailing Date September 20, 2001	
PATENT & TRADEMARK OFFICE ADDRESS: 1268-1272.			
57.	Becker, S. et al., (1992) "Localization of endoderm-specific mRNAs in differentiating F9 embryoid bodies" <i>Mech. Dev.</i> 37:3-12.		
58.	Bichet, S. et al., (February 1999) "Oxygen tension modulates β -globin switching in embryoid bodies" <i>FASEB J.</i> 13:285-295.		
59.	Bielinska, M., (1997) "Induction of yolk sac endoderm in GATA-4-deficient embryoid bodies by retinoic acid" <i>Mech. Dev.</i> 65:43-54.		
60.	Duncan, W.A.M. et al., (1967) "Species variation in drug metabolism" <i>Adv Sci</i> 23:537-541.		
61.	Gajovi'c, S. (1998) "Genes expressed after retinoic acid-mediated differentiation of embryoid bodies are likely to be expressed during embryo development" <i>Exp. Cell. Res.</i> 242:138-143.		
62.	Garcia-Sanz, M. (1996) "Multiparametric analysis of cell differentiation in teratocarcinoma embryoid bodies" <i>Int. J. Dev. Biol. I</i> , Proceedings of the first congress of the Spanish society of developmental biology and international workshop on developmental approaches in cancer biology, Leioa, Spain, 279S-280S.		
63.	Ghigliione, C. et al., (1996) "Early gene expression along the animal-vegetal axis in sea urchin embryoids and grafted embryos" <i>Development</i> , 122:3067-3074.		
64.	Krah, K. et al., (1994) "Induction of vasculogenesis in quail blastodisc-derived embryoid bodies" <i>Dev Biol.</i> 164:123-132.		
65.	Kyuwa, S. et al., (1997) "Characterization of embryonic stem-like cell lines derived from embryoid bodies" <i>Exp. Anim.</i> , 46(1):11-16.		
66.	Leahy, A. et al., (1999) "Use of developmental marker genes to define temporal and spatial patterns of differentiation during embryoid body formation" <i>J. Exp. Zool.</i> 284:67-81.		
67.	Ling, V. and Neben, S. (1997) "In vitro differentiation of embryonic stem cells: immunophenotypic analysis of cultured embryoid bodies" <i>Exp. Cell. Res.</i> 171:104-115.		
68.	Ling, V. et al., (1998) "Embryonic stem cells and embryoid bodies express lymphocyte costimulatory molecules" <i>J. Cell. Physiol.</i> 241:55-65.		
69.	Monzo, M. et al., (1992) "Effect of ascitic liquid on growth in vitro of embryoid bodies derived from teratocarcinoma" <i>Histol. Histopathol.</i> 7:23-27.		
70.	Morini, M. et al., (1999) "Localization and expression of integrin subunits in the embryoid bodies of F9 teracarcinoma cells" <i>Exp. Cell. Res.</i> 247:114-122.		
71.	Park, J.I. et al., (1998) "Differentiative potential of a mouse parthenogenetic embryonic stem cell line revealed by embryoid body formation in vitro" <i>Jpn. J. Vet. Res.</i> 46(1):19-28.		
72.	Sanchez A. et al., (1991) "Myosin heavy chain gene expression in mouse embryoid bodies" <i>J. Biol. Chem.</i> 266(33):22419-22426.		
73.	Unda, F.J. et al., (1994) "Co-expression of iaminin and a 67 kDa iaminin-binding protein in teracarcinoma embryoid bodies" <i>Int J. Dev. Biol.</i> , 38:121-126.		
EXAMINER:		DATE CONSIDERED:	
EXAMINER: Initial if citation considered, whether or not the citation conforms with MPEP 609. Draw a line through the citation if not in conformance and not considered. Include a copy of this form with next communication to applicant.			



RECEIVED
OCT 02 2001
TECH CENTER 1600/2900

Form PTO-1449 INFORMATION DISCLOSURE CITATION IN AN APPLICATION <i>(Use several sheets if necessary)</i>	Docket Number 441472000110	Application Number 09/864,621
	Applicant H. Ralph SNODGRASS	
	Filing Date May 23, 2001	Group Art Unit 1633
	Mailing Date September 29, 2001	

74.	Wang, R (1992) "Embryonic stem cell-derived cystic embryoid bodies form vascular channels: an in vitro model of blood vessel development" <i>Development</i> 114:303-316.
75.	Wartenberg, M. et al., (1998) "The embryoid body as a novel in vitro assay system for antigenic agents" <i>Lab Invest</i> 78(10):1301-1314.
76.	Xiong, J.W. et al., (1998) "Large-scale screening for developmental genes in embryonic stem cells and embryonic bodies using retroviral entrapment vectors" <i>Dev. Dyn.</i> 212:181-197.
77.	Yamada, G. et al., (1994) "Regulated expression of brachyury(T), NKX1.1 and pax genes in embryoid bodies" <i>Biochem Biophys Res Commun</i> 199(2):552-563.

EXAMINER:	DATE CONSIDERED:
EXAMINER: Initial if citation considered, whether or not the citation conforms with MPEP 609. Draw a line through the citation if not in conformance and not considered. Include a copy of this form with next communication to applicant.	